

# MCAS Parent Guide: Existing Users

## About MyChildAtSchool

- MCAS is a portal allowing parents to see information about their child/ren at school.
- Your school may make information available on **attendance, behaviour and timetables**.
- Your school may also publish documents such as **school reports** through MCAS.
- You can use a browser or the App to access MCAS. However, please use the App if you can.

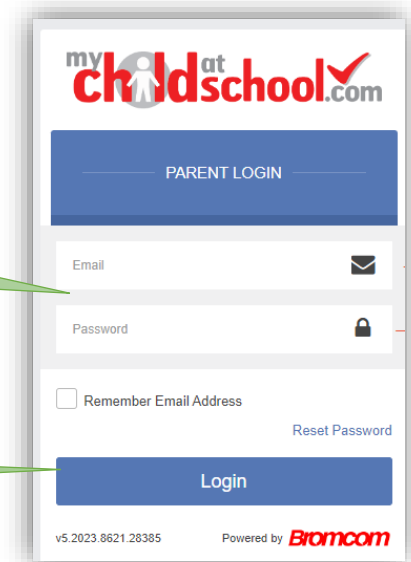
## Upgrade (1<sup>st</sup> September 2023)

From 1<sup>st</sup> September 2023, if you have more than one child attending different schools using MCAS. You will now be able to view all your children's profiles using your MCAS account. **As long as the school/s hold the same email address for you.** Any previous 'invitation code' emails which have not been redeemed will no longer be valid.

## Accessing MCAS

**Enter** your Email address and password. Use the existing Email address and password for your MCAS account

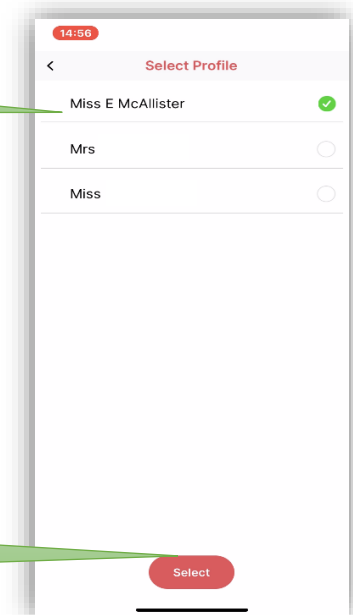
Then click **Login**



**Choose** the account you would like to view

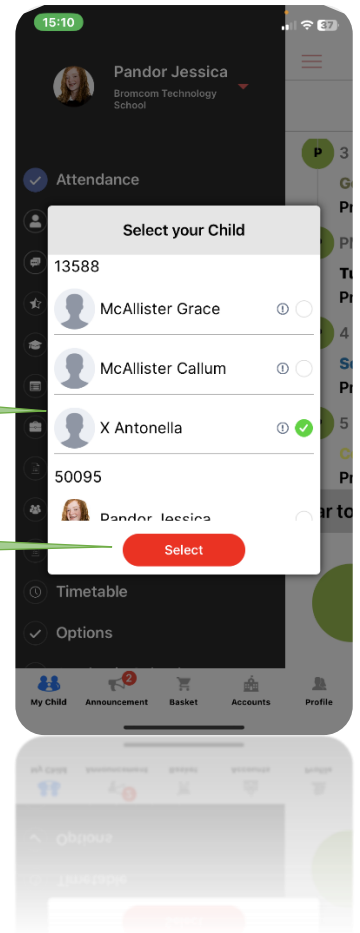
Note: If you have more than one profile using the same email address, they will appear on this screen. Select the profile you wish to view.

Then click **Select**.



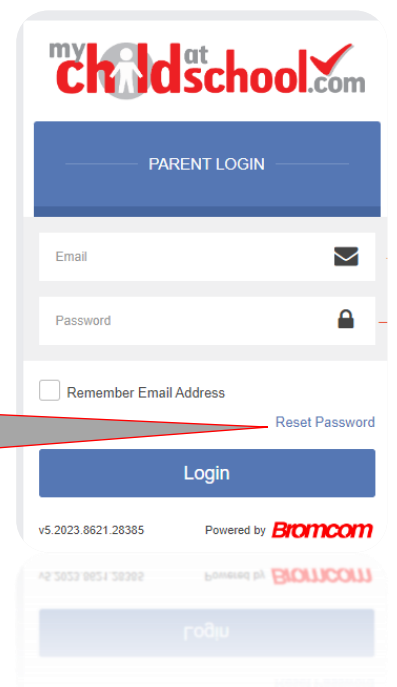
You can now select and view your children's profiles by **clicking their name**

Then click **Select**



## Forgotten Password

If you have forgotten your password OR your password is not recognised, click the Reset Password button, and follow the steps to reset your password.



**Thank you**

