



Digital Tools How-to-Guide



Immersive Reader

What is it?

Immersive Reader is a free tool that can make reading digital text more accessible for all ages and abilities. It is available from any web page opened in Chrome, and from other educational platforms that we use: OneNote, Word, Teams, and Outlook.

Why would you use it?

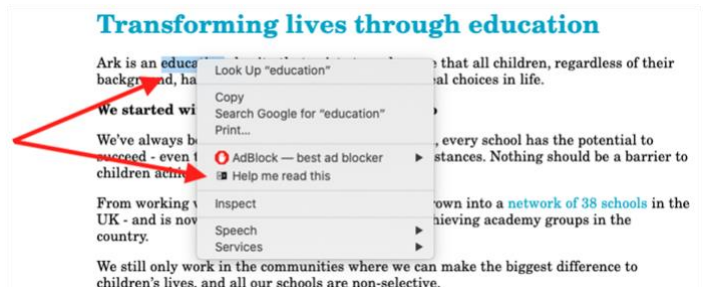
- To have the computer read aloud the text from assignments, messages, and web pages.
- To translate text into different languages.
- To change font size, text spacing, and background colour.
- To split up words into syllables.
- To highlight verbs, nouns and adjectives.
- To help with dyslexia.

How to use Immersive Reader with any Chrome Web Page

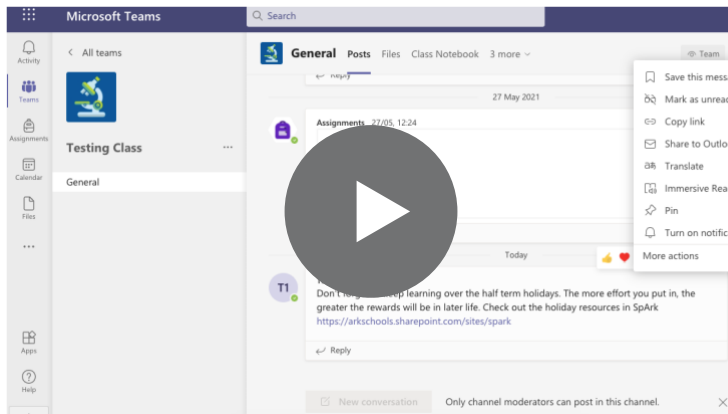


Video Tutorial showing how to use the Immersive reader Chrome Extension

1. Highlight a section of text you would like to read.
2. **Right Click** by touching the Chromebook's trackpad with 2 fingers to get the Menu
3. Choose "Help me read this".



How to use Immersive Reader with Teams



Video Tutorial showing how to use the Immersive reader inside Teams

Hear posts, chat messages, and assignments read aloud.

Launch Immersive Reader from a message

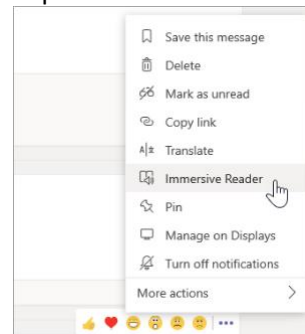
- Hover over a message with your cursor or tap with your finger on a touch screen device.



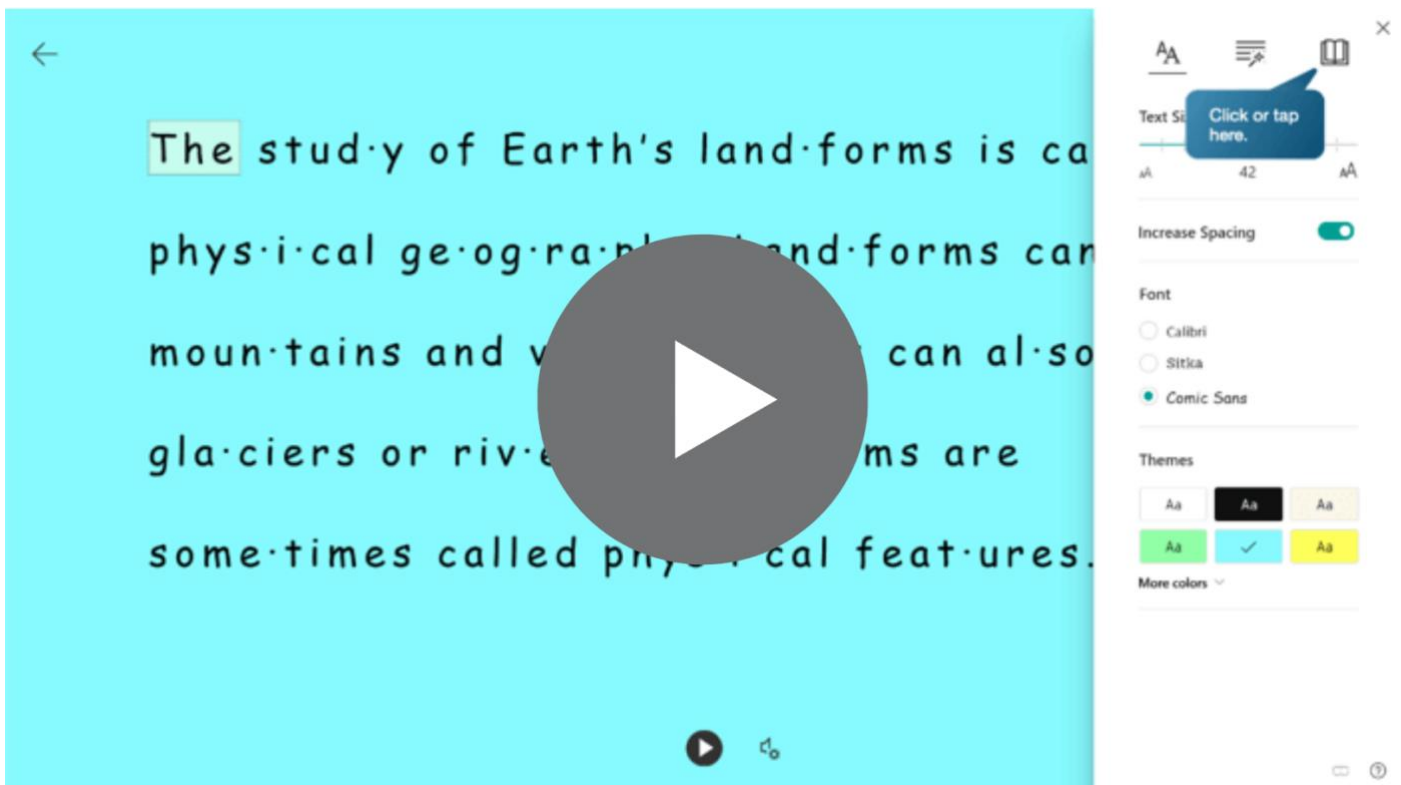
- Select More Options, and then Immersive Reader



Immersive Reader will launch as a full-screen experience.



How to use the different features of Immersive Reader

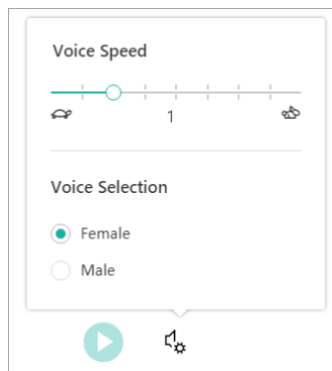


Video Tutorial showing the different features of Immersive Reader

How to use the different features of Immersive Reader

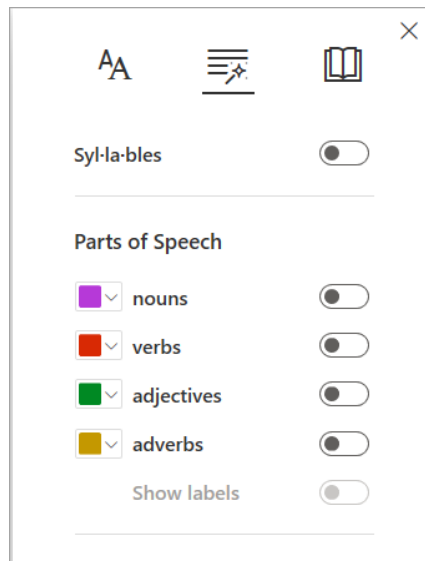
Voice Options

- Select **Voice Options** on the top right of the document to change the speed.



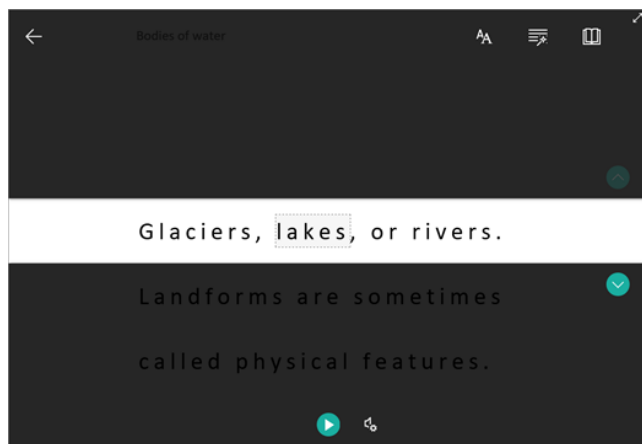
Grammar Options

Select one or more of the following options:



Reading Preferences

- Line Focus enables readers to narrow the focus of their reading experience using highlighted lines in a text.

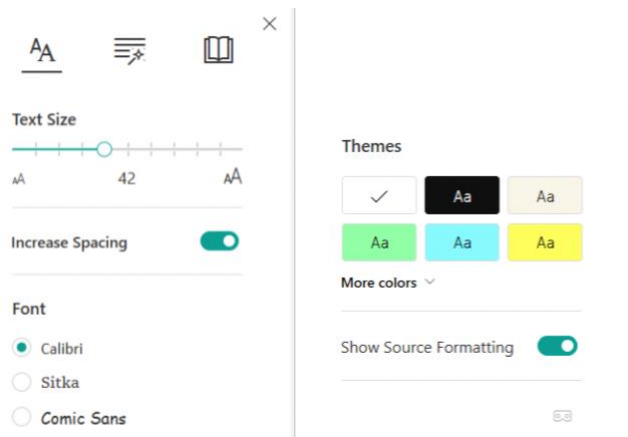


- **Picture Dictionary** gives you the ability to click on any single word to hear it read aloud and see a picture that helps define the word.

- **Translate** lets you translate your text into other languages.

Text Options

- You can change the appearance of your document by using **Text Options**.



Select **Close** to exit Immersive Reader.

